


Hot Water Heavy Duty



CONDENSATE REMOVAL PUMP

The ultimate Hot Water Heavy Duty pump is designed to handle 80°C water and with an outstanding 1800L/h water flow rate. No job is too big!



1800 L/h max. flow



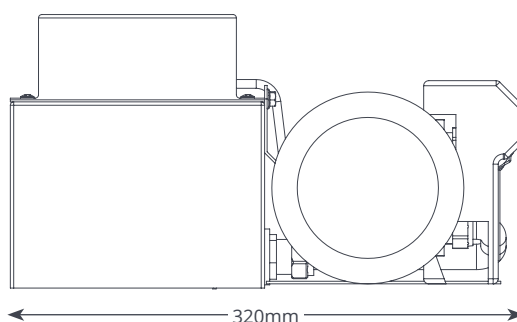
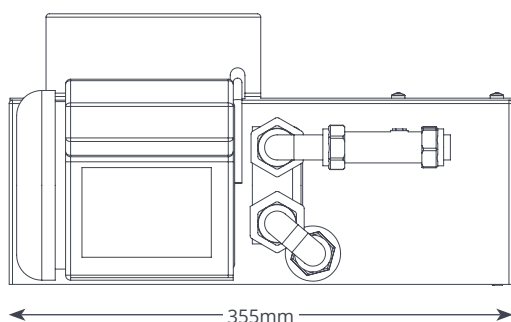
15m max. rec. head
(Flow rate 10 L/h)

Key Features

- High Flow rate
- Handles 80°C water
- Non return valve
- Easy installation

Suitability

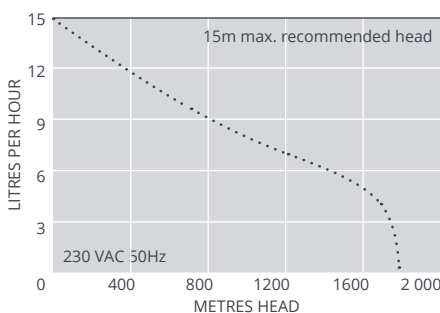
- Up to 2400kW (8m Btu/h)
- Air handling units (AHUs); Humidifiers; Refrigeration
- **Perfect for...** Large volumes of hot water



7 kg

@ 230 VAC 50Hz

Max. flow	1800L/h @ 0m head
Max. rec. head	15m
Tank capacity	5L
dB(A) @1m	63dB(A)
Power supply	230 VAC, 50-60Hz, 1.5A
Rated	Continuously
Class	I
Max. unit output	2400kW (8m Btu/h)
Max. water output	80°C (212°F)
Inlet/Outlet	2x 40mm in 15mm out
IP Protection	IP21
Safety Switch	3.0A Normally closed
Thermal protection	✓
Fully potted	n/a
Self priming	n/a



SUGGESTED XTRA ACCESSORIES

Description	Part No.
Tube to Soil Stack Adaptor	FP2620
Vinyl Tube Braided 6 x 12mm	FP2018



For more installation accessories take a look at our Aspen Xtra range

OPTIONS

Hot Water Heavy Duty	FP2132
----------------------	--------

IN THE BOX

Hot Water Heavy Duty pump (including non-return valve) • 2m power cable
• Install manual



Download manual at aspenpumps.com