

IN

Mini Blanc[®]

CONDENSATE REMOVAL PUMP

The 'ultra quick fit' Mini Blanc is designed to be fitted beneath high wall indoor units and offers easy access for future maintenance.



12L/h max. flow



10m max. rec. head
(flow rate 4L/h)



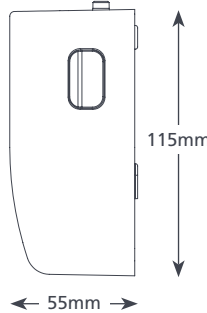
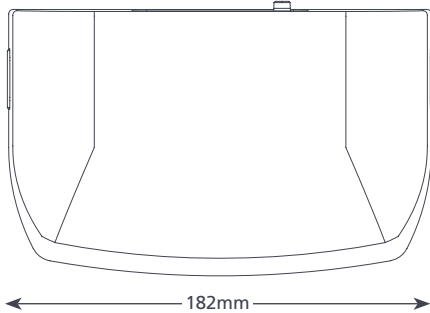
21dB(A)

KEY FEATURES

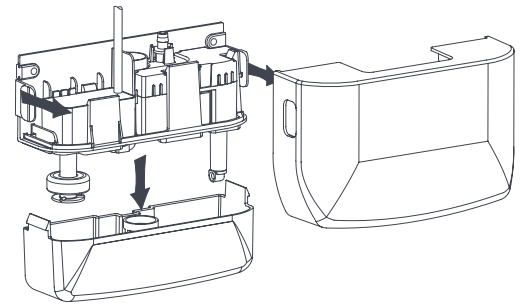
- Extra quick to fit
- Compact & discreet
- Clear removable reservoir
- Ultra quiet operation

SUITABILITY

- Up to 16kW / 54,000Btu/h
- High wall mini split systems
- ✓ **Perfect for...** Commercial use – where easy maintenance is key



0.46 kg



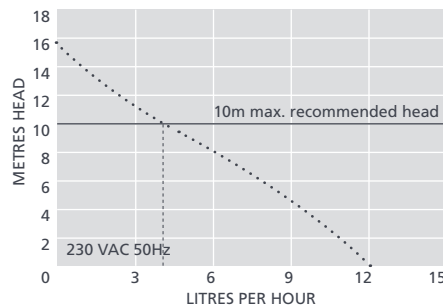
MINI BLANC @ 230V 50Hz

Max. flow	12L/h @ 0 head
Max. rec. head	10m
Tank capacity	0.24L
dB(A) @ 1m	21
Power supply	230 VAC, 0.11A, 19W 50/60Hz
Rated Class	Non continuous II appliance <input type="checkbox"/>
Max. unit output	16kW / 54,000Btu/h*
Max. water temp	40°C / 104°F
Inlet/outlet	20mm in, 6mm out
IP Protection	IP21
Safety switch	3.0A Normally closed
Thermal protection	✓
Fully potted	Partially
Self priming	✓

MINI BLANC OPTIONS

Mini Blanc FP1080/2

* When high humidity, reduce duties by 20%



IN THE BOX

Mini Blanc pump (including hard wired 1m power cable) • Anti siphon device • Drain connector kit • Fixing kit • Install manual

- Download manual at aspenspumps.com
- View install video at aspenspumps.com

Information correct at time of going to press.