



AIR CONDITIONING



REFRIGERATION



HEATING



IN

hi-wall

CONDENSATE DRAIN PUMP

The Hi-Wall Unit condensate drain pump is a discreet mini pump that can be mounted easily directly below the wall unit.



10L/h max. flow



8m max. rec. head
(flow rate 4L/h)



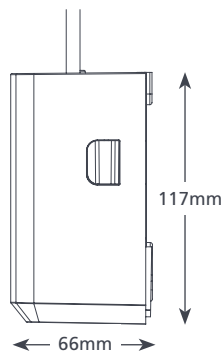
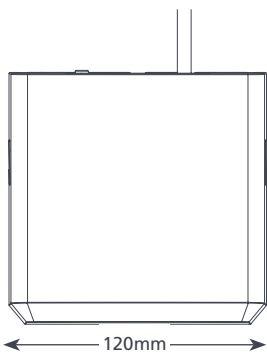
23dB(A)

KEY FEATURES

- Insulated reservoir
- Extra quick to fit
- Fits below wall unit
- Compact & discreet

SUITABILITY

- Up to 8.75kW / 29,850 Btu/h*
- High wall mini split systems
- ✓ **Perfect for...** Domestic use – where easy maintenance is key



0.45 kg

HI-WALL @ 230V 50Hz

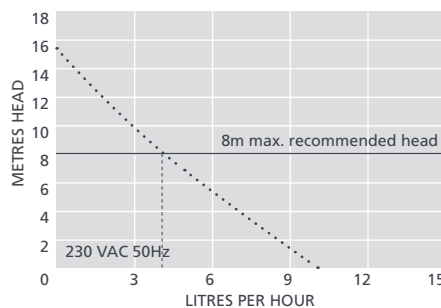
Max. flow	10L/h @ 0 head
Max. rec. head	8m
Max. suction lift	n/a
dB(A) @ 1m	23
Power supply	230 VAC 50-60Hz 16W
Rated	Non continuous
Class	II appliance <input type="checkbox"/>
Max. unit output	8.75kW / 29,850Btu/h*
Max. water temp	40°C / 104°F
Outlet	6mm
Safety switch	3.0A Normally closed
Thermal protection	✓
Fully potted	✓
Self priming	n/a

HI-WALL OPTIONS

Hi-wall	FP1115
* When high humidity, reduce duties by 20%	

IN THE BOX

- x1 Pump unit • x3 No.8 x 25mm screws
- x3 Rawl Plugs • x 1 Hose clamp • x 1 Cable tie



Information correct at time of going to press.

