



PRODUCT SPECIFICATION

Manufacturer: Big Foot Systems

Product Name: H-Frame



Product Summary

Economical support solution for pipework, ductwork and cable tray.

Product Description

The Big Foot Systems H-Frame Set offers a versatile and economical choice for on-site fabricated strut based frames for supporting ancillaries including ducts, pipes and cable trays.

The H-Frame is able to accommodate industry standard 41x41, 40x38 or 41x21 strut channels. A boxed kit complete with a pair of feet with strut insert, angled brackets, fixing bolts and channel nuts to mechanically fix to strut. Strut not included with H-Frame set, to be supplied to site by others. Recommended foot spacing arrangement of 1—1.5m.

Features/ benefits

- Non penetrative load management.
- Cost effective, pre-fabricated support system.
- Interchangeable with three strut sizes.
- Rubber crumb foot mat for roof finish protection.
- Versatile application, boxed for convenience.

Standards

Constructed to:

- BS8000-4: Workmanship on building sites. Code of practice for waterproofing.
- BS6229: Code of practice for flat roofs with continuously supported coverings.
- Building Regulations (E & W) Part L: Conservation of Fuel and Power.
- BS EN 1850-1: Determination of visible defects.
- BS EN 1107-1: Flexible sheets for waterproofing. Determination of dimensional stability.

Material Specification:

- Plastic Foot: Nylon 6 B601L 30% glass fibre filled.
- Rubber crumb foot mat: SBR recycled rubber BS 7188 and BS 5696-3
- Salt mist testing: BS EN 60068-2-52.
- Test Kb severity 1.

Marine Environment:

Salt mist test conducted in accordance with ASTM B117-11 to simulate an accelerated environmental test. The results validates the 10 year product guarantee issued by Big Foot Systems.

Design Considerations

Design Load:

Design loads are based upon brackets supplied with H-Frame kit, allowable load on vertical and cross member strut should be checked with supplier. Design loads recommended by Big Foot should not be exceeded.

Roof Surface:

Suitable for any roof surface including but not limited to PVC membrane, mastic asphalt, insulation and concrete roof finishes.

Working Conditions:

Suitable for internal or external applications in temperatures between -40°C to +80°C.

Foot Pressure & UDL (Roof Load):

Allowable foot pressure and roof load will be subject to roof build-up, typically detailed by a structural engineer. Big Foot Systems work to a maximum foot pressure and UDL of 20kN/m² and 7.5kN/m² respectively.

Where to buy:

Available to buy off the shelf from any partner wholesalers across the country. The link below provides the location of every wholesalers in the UK.


www.bigfootsupport.com/distributors

Options

Foot Fleeces:

Recommended use between foot and PVC or asphalt roof membrane surfaces to prevent migration of plasticizers.

- **B9156**—Foot Fleece 305mm (12 1/64in)
- **B9157**—Foot Fleece 450mm (17 23/32in)
- **B9415**—Foot Fleece 600mm (23 5/8in)



Angled Mats:

Recommended use on roof with up to 6 degree fall. Available in 2 heights for use with the 305 and 450 H-Frame set only.

2.5 Degree Angled Mat:

- **B9091**—305 Angled Mat
- **B9093**—450 Angled Mat



5 Degree Angled Mat:

- **B9092**—305 Angled Mat
- **B9094**—450 Angled Mat



B6088 - H-Frame Set 305—Small		
Length	mm	305
	Inches	12 1/64
Overall Size (inc mat)	mm	330
	Inches	12 63/64
Weight	kg	3.65
	lbs	8
Design Load	kg	300
	lbs	661



A pair of feet supplied with 4no angled brackets



B9645 - H-Frame Set 305		
Pack of 5		
Length	mm	305
	Inches	12 1/64
Weight	kg	18.25
	lbs	40
Design Load	kg	300
	lbs	661

B6089 - H-Frame Set 450—Large		
Length	mm	450
	Inches	17 23/32
Overall Size (inc mat)	mm	486
	Inches	19 9/64
Weight	kg	14
	lbs	31
Design Load	kg	500
	lbs	1102



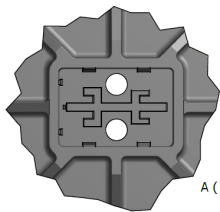
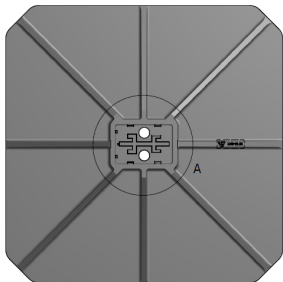
H Frame 450 & 600 supplied with 2no large angled brackets



B9222 - H-Frame Set 600—Mega		
Length	mm	600
	Inches	23 5/8
Overall Size (inc mat)	mm	642
	Inches	25 9/32
Weight	kg	25
	lbs	55
Design Load	kg	500
	lbs	1102



Strut not included, to be supplied by others



A (1 : 1)
Core Detail



Installation and application considerations should include health, safety and environmental needs, regulations and standards, codes of practice, climate conditions, installation location, product orientation, evaluation of the roof structure, composition, surface and condition, ancillary and complimentary products and materials. Big Foot Systems recommend that all rooftop products are handled and installed by suitably qualified persons. All scheme designs are based on the use of Big Foot Systems' products and materials only.
Terms and conditions available on request

TITLE:
H-Frame Product Specification Sheet

DWG No.
BFT-HFR.dwg

THIS DRAWING IS COPYRIGHT AND THE PROPERTY OF BIG FOOT SYSTEMS LIMITED

