


NEW & IMPROVED

THE FRAME THAT EXTENDS IN ANY DIRECTION

Multi Frame & Multi Frame XL

Multi Frame and Multi Frame XL can be extended in any direction using the Extension kits, providing the flexibility to mix and match Multi Frame and Multi Frame XL to create the frame size and shape configuration to suit the install.



KEY FEATURES

- 12" Feet.
- 39" x 47", 59" x 47" multiples.
- Mix and match any Multi Frame and Multi Frame XL of the same height.
- Extend from any side.
- Suits a wide variety of units.
- Adjustable leg assemblies.
- Easy to assemble - cross bars simply position onto the end bars.
- Supplied boxed with clamp kits.

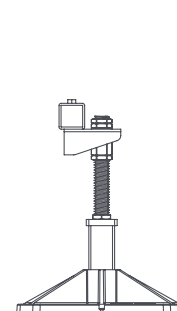
KIT INCLUDES

Multi Frame	Frame	Ext.
12" foot & adhered mat	× 4	× 2
39" End bar	× 2	× 2
47" Cross bar	× 2	× 2
Unit clamp kit (4 pack)	× 2	× 2
Connector	-	× 2
Multi Frame XL	Frame	Ext.
12" foot & adhered mat	× 4	× 2
59" End bar	× 2	× 2
47" Cross bar	× 3	× 3
Unit clamp kit (4 pack)	× 2	× 2
Connector	-	× 2

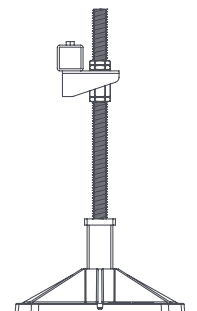
APPLICATION



Description	Part no.	Length (Inches)	Width (Inches)	Height (Inches)	Weight (lbs)	Max. Load (lbs)
Multi Frame	B9720	39	47	13 - 18	79	1102
Extension Kit	B9721	39	47	13 - 18	57	1102
Multi Frame Long Stud	B9720/1	39	47	13 - 26	88	1102
Extension Kit Long Stud	B9721/1	39	47	13 - 26	62	1102
Multi Frame XL	B9731	59	47	13 - 18	95	1102
Extension XL Kit	B9732	59	47	13 - 18	73	1102
Multi Frame XL Long Stud	B9731/1	59	47	13 - 26	99	1102
Extension XL Kit Long Stud	B9732/1	59	47	13 - 26	77	1102



Standard Leg Assembly
Height adjustment:
13" - 18"



Long Stud Leg Assembly
Height adjustment:
13" - 26"