



AIRE ACONDICIONADO




REFRIGERACIÓN



CALEFACCIÓN



EN



# Quick-Fit

## CONDENSATE REMOVAL PUMP

The Hi-Wall Unit condensate drain pump is a discreet mini pump that can be mounted easily directly below the wall unit.



10L/h max. flow



8m max. rec. head (flow rate 4L/h)



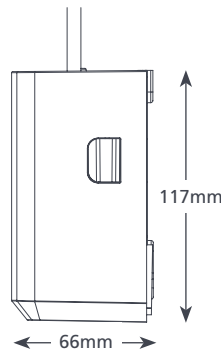

23dB(A)

### KEY FEATURES

- Insulated reservoir
- Extra quick to fit
- Fits below wall unit
- Compact & discreet

### SUITABILITY

- Up to 8.75kW / 29,850 Btu/h\*
- High wall mini split systems
- ✓ **Perfect for...** Domestic use – where easy maintenance is key



### HI-WALL @ 230V 50Hz

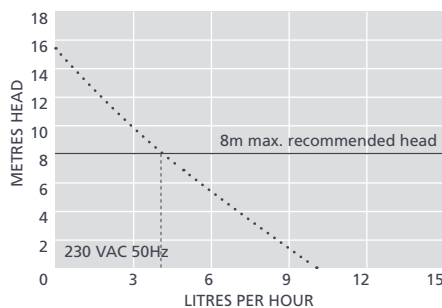
Max. flow	10L/h @ 0 head
Max. rec. head	8m
Max. suction lift	n/a
dB(A) @ 1m	23
Power supply	230 VAC 50-60Hz 16W
Rated	Non continuous
Class	II appliance <input type="checkbox"/>
Max. unit output	8.75kW / 29,850Btu/h*
Max. water temp	40°C / 104°F
Outlet	6mm
Safety switch	3.0A Normally closed
Thermal protection	✓
Fully potted	✓
Self priming	n/a

### HI-WALL OPTIONS

Hi-wall	FP1115
* When high humidity, reduce duties by 20%	

### IN THE BOX

- x1 Pump unit • x3 No.8 x 25mm screws
- x3 Rawl Plugs • x 1 Hose clamp • x 1 Cable tie



Información correcta al momento de mandar a imprimir.



aspenpumps.com

+44 (0)1323 848842

sales@aspenpumps.com

confiable | silencioso | simple